





CONSONANTE "P"

- Abolillo crepé rojo y pego en la "p".
- Encierro en un círculo todas las "p" que encuentres.
- Uno cada figura con la silaba q corresponde.



Mamá para y sus paritos salen a pasear.
 Mamá para va adelante.
 Los paritos van detrás.





CONSONANTE "P"

- Observo, escribo y coloreo.



Four sets of handwriting practice lines. Each set consists of a top line, a middle line, and a bottom line. A small black dot is placed on the middle line of each set, serving as a starting point for writing the letter 'P'.



pa

pe

pi

pe

pi

Blank handwriting practice line with a starting dot.

Blank handwriting practice line with a starting dot.

Blank handwriting practice line with a starting dot.

Blank handwriting practice line with a starting dot.

Blank handwriting practice line with a starting dot.

Blank handwriting practice line with a starting dot.

Blank handwriting practice line with a starting dot.

Blank handwriting practice line with a starting dot.

Blank handwriting practice line with a starting dot.

Blank handwriting practice line with a starting dot.

Blank handwriting practice line with a starting dot.

Blank handwriting practice line with a starting dot.

Blank handwriting practice line with a starting dot.


Blank handwriting practice line with a starting dot.

Blank handwriting practice line with a starting dot.



PALABRAS CON "P"

- Observo la imagen.
- Escribo el nombre de cada palabra.



CONSONANTE

- Observo y ordeno las oraciones.

ama. Mi papá me

• _____

papá. mi a Mima

• _____

papi. Ema mima a

• _____

papá. Amo a

• _____

papá. Mi

• _____

• _____
